

KANSAS CITY  
**BALETT**

DEVON CARNEY  
ARTISTIC DIRECTOR

# THE NUTCRACKER

## STUDY GUIDE

Dancer Whitney Huell. Photography: Kenny Johnson.

© 2024 Kansas City Ballet  
Partnerships  
Kim Trudell, Partnership Specialist



# THEATER ETIQUETTE

---

Thank you in advance for partnering with us to teach your students theater etiquette.

## ARRIVAL

- School clothes are appropriate, and so is “dressing up.”
- Please plan to arrive at the Kauffman at 10:00 AM.
- Backpacks, computer bags, cans, bottles, food and beverages are prohibited.

## PERFORMANCE

- Running Time is 2 hours and 15 minutes including one 20-minute intermission:  
10:30AM-12:45PM
- Photography and videography are prohibited.
- It’s ok to laugh when you see the dancers doing something funny!
- Clap (applaud) when the dancing has finished, especially when you see dancers take a bow!
- Wait to talk and ask questions until intermission and at the end of the performance.

## RESTROOMS

- Use the bathroom before the performance and during intermission.
- Please accompany your students to the restrooms.
- Ushers will direct you to the restrooms.

## FOOD AND BEVERAGES

- Food and beverages are not permitted inside of Muriel Kauffman Theatre at the Kauffman Center. Thank you for helping the Kauffman Center maintain this beautiful space for generations to come by discarding all food items and beverages before beginning the security screening process at the building entrance.

*Note: For this student matinee performance, patrons with medical needs may be permitted to bring in a sealed water bottle or necessary food item to be consumed in the lobby spaces before the performance or during intermission. These items must be stored on the tray outside of the hall doors or under the theater seat at all times while in Muriel Kauffman Theatre.*



# KAUFFMAN CENTER FOR THE PERFORMING ARTS

---



Photography: Tim Hursley.

**The Muriel Kauffman Theatre** presents a diversity of entertainers and performances from around the world, including pop and country entertainers, Broadway productions, comedy shows, and more. The Muriel Kauffman Theatre is also the performance home of Kansas City Ballet and Lyric Opera of Kansas City.

The 1,800-seat venue is designed to be visually striking, yet retain an intimate experience for both audiences and performers. Inspired by the great opera houses of Europe, audiences are seated in a vineyard-style, semicircle configuration facing the stage—bringing them closer to the performers than in traditional auditorium-style proscenium venues. Audience seats that are 22-24 inches in width provide maximum comfort.

The design of the Muriel Kauffman Theatre's expanded facilities provides dramatically enhanced performance capabilities—including a vast 5,000-square-foot stage; a larger orchestra pit that can accommodate 95 musicians; increased backstage facilities; a 74-foot tall fly tower; and a flexible proscenium stage opening. The theatre's fly tower allows for scenery as tall as 30 feet to be flown above the stage, allowing productions to make use of more sophisticated scenic design elements. The stage's flexible proscenium opening allows the width and height of the stage to be adjusted, making it tremendously adaptable and allowing for both intimate and larger-scale productions. The theatre also offers the Figaro supertitle system, with a personal monitor mounted on each individual seatback for productions requiring translation.



# KANSAS CITY BALLET

---

Kansas City Ballet is a 30+ member professional ballet company under the direction of Artistic Director Devon Carney and Executive Director David Gray and is a resident company at the world-class Kauffman Center for the Performing Arts.

Our professional company, the second company (comprised of KCB II and Trainees), professional dance school, and partnership programs, seek to nurture and develop our artists, audiences, and students in the values inherent in the creativity, diversity, and joy of dance.

Kansas City Ballet reaches more than 20,000 students and adults each year through our many community partnerships and education programs for all ages. The Kansas City Ballet School offers professional dance training for the career-minded student as well as for those simply seeking a healthy lifestyle to over 2,000 students each year in two locations: the Todd Bolender Center for Dance & Creativity in downtown and our South Campus at Meadowbrook in Prairie Village, KS.



Photography: Brett Pruitt & East Market Studios.

## 2024-2025 Kansas City Ballet Company Dancers

*(Front Row from L-R)* 1. Amelia Meissner 2. Amira Hogan\* 3. Gillian Yoder\* 4. Olivia Jacobus  
5. Kelsey Ivana Hellebuyck 6. Amanda DeVenuta 7. Amaya Rodriguez 8. Whitney Huell  
9. Marisa DeEtte Whiteman 10. Sidney Haefs 11. Emily Mistretta  
12. Kaleena Burks 13. Taryn Pachciarz 14. Georgia Fuller 15. Naomi Tanioka

*(Back Row from L-R)* 16. Elliott Rogers 17. Gavin Abercrombie 18. Joshua Kiesel 19. Kevin Wilson 20. Paul Zusi  
21. Joseph Boswell\* 22. Keaton Linzau\* 23. Andrew Vecseri 24. Chase Hanson 25. Alladson Barreto  
26. Angelin Carrant 27. Isaac Allen 28. Cameron Thomas 29. Aidan Duffy 30. Gabriel Lorena

\*apprentice



# KC BALLET HISTORY/ VISUAL TIMELINE



In 1957, Tatiana Dokoudovska founds the company at the Carriacoe House next to the old brick Conservatory building (old Grant Hall).

In the 1958-1959 season, company name changed to Kansas City Civic Ballet.

During the 1970-1971 season, the company name changed to Kansas City Ballet.



In December 1972, KCB performs first *Nutcracker*.

In 1976, Miss Tania steps down as artistic director of the Ballet so she can devote her time to teaching and continue her position as head of the ballet department at the Conservatory of Music.



January 1981, Todd Bolender accepts the artistic directorship of the new Kansas City Ballet and the company debuts at the Music Hall on May 29, 1981. The program includes two Bolender ballets, both created for NYCB in 1955: *The Still Point* and *Souvenirs*.



December 1981, Bolender's first full-length ballet for the company establishes one of the most cherished holiday traditions in the region: *Nutcracker* premieres to full houses.


In 1995, Bolender retires, at age 81, from artistic directorship to become artistic director emeritus.



The Todd Bolender Center for Dance & Creativity becomes the permanent home of Kansas City Ballet in August 2011.



In 1996 William Whitener is selected as the new KCB artistic director.



In 2013 Devon Carney is selected as the new KCB artistic director.



KCB unveils the world premiere of Artistic Director Devon Carney's production of *The Nutcracker* in December 2015 to great acclaim.

As part of KCB's 60th anniversary, the Company travels to the John F. Kennedy Center in Washington D.C., to premiere Carney's *The Nutcracker* in November 2017.



Kansas City Ballet introduced sensory-friendly performances in 2018 with *The Nutcracker*, led by Artistic Director Devon Carney, to create an inclusive experience for all. In 2024, they expanded to include a sensory-friendly performance of *ALICE (in wonderland)!*



Whitney Huell was the first African American ballerina to perform as the Sugar Plum Fairy in *The Nutcracker* for Kansas City Ballet (KCB) in 2018. Huell has also been featured in *Dance Magazine's* Top 25 to Watch and *Pointe Magazine*.



# MEET THE CHOREOGRAPHER

---



**DEVON CARNEY** joined Kansas City Ballet for the 2013-2014 season after spending the previous 10 years with Cincinnati Ballet as associate artistic director. His early training was with Harvey Hysell of New Orleans. He moved to Boston and was a Principal dancer with Boston Ballet for 12 of his 20 professional performing years. Mr. Carney has performed many leading roles in well-known classical ballets and in 20th century classical works, and in roles by cutting-edge choreographers such as Mark Morris, Maurice Bejart and Merce Cunningham. In addition, he performed a diverse Balanchine repertoire and toured extensively with greats such as Rudolf Nureyev, Fernando Bujones and Cynthia Gregory. With Boston Ballet, he was ballet master and artistic director of their Summer Dance Program for eight years. Mr. Carney's teaching credits include

Alvin Ailey American Dance Theatre, Pittsburgh Ballet and many others. He has choreographed for Boston Ballet, Ballet Met, Cincinnati Ballet, Cincinnati Opera, Lyric Opera of Kansas City, Kansas City Symphony, Jacob's Pillow Dance Festival and Kansas City Ballet. He has served as a judge for the premier dance competition Youth America Grand Prix. In the summer of 2011, Mr. Carney choreographed for the Cincinnati Opera for the opera *A Flowering Tree* by John Adams with a review in *Opera News*, "Devon Carney's choreography was both athletic and exquisite." With Cincinnati Ballet he created over 20 original works including *Blue Rondo* and *World Citizen* in March of 2009 with a review stating, "Carney's work is not only well crafted but moody and intense with a palpable sense of loneliness. His work grows more confident and more skillful with every piece he creates" (David Lyman, *Cincinnati Enquirer*). He also created *Boot It Up!*. This was performed with the live musical accompaniment of rock and roll legend Peter Frampton and his entire band. Additionally, he created a full-length world premiere of *Dracula* and has created his versions of the great classics of *Giselle*, *Sleeping Beauty*, and the one-act ballet *The Steadfast Tin Soldier*. He choreographed *Die Fledermaus* and *La Traviata* for the Lyric Opera of Kansas City. With Kansas City Ballet, he created *Opus I* in 2013, *Giselle* in 2014, a brand new world premiere production of *The Nutcracker* in 2015, his full length *Swan Lake*, *The Sleeping Beauty* and his world premiere choreography of *Romeo & Juliet* in 2017, and his world premiere choreography of *Peter Pan* in 2018. Additionally his *Nutcracker* has been performed at the Kennedy Center for the Performing Arts in 2017 and 2022. Most recently, he created his world premiere choreography of the full-length *Cinderella* in 2023.

*"Ever since I was a dancer, I've always dreamed of choreographing The Nutcracker, and it's such an honor to be able to do it here."*

Click on video here.



*Mr. Carney rehearsing children.*



# MEET THE COMPOSER

---



**PYOTR ILYICH TCHAIKOVSKY** was born on May 7, 1840, in Kamsko-Votkinsk, Vyatka, Russia. A very bright child, he was able to read Russian, French, and German by the time he was 6 years old. When he was just 5 years old, Tchaikovsky began taking piano lessons. If he could not find a piano to try out the music he made up, he would use his fingers to tap out his tunes on the windowpanes of his house. One time while he was doing this, he tapped so hard that he broke the glass of the window, and cut himself very badly.

At the age of 10, Tchaikovsky began attending a boarding school in St. Petersburg. Although he displayed an early passion for music, his parents hoped that he would grow up to work in the civil service. In 1859, Tchaikovsky honored his parents' wishes by taking up a bureau clerk post with the Ministry of Justice. After just four years, he quit his job and enrolled as a full time student at the St. Petersburg Conservatory, becoming one of the school's first composition students.

In 1863, he moved to Moscow, where he became a professor of harmony at the Moscow Conservatory. Tchaikovsky resigned from the Moscow Conservatory in 1878 to focus his efforts entirely on composing. As a result, he spent the remainder of his career composing more prolifically than ever. His collective body of work constitutes 169 pieces; including nine operas, six symphonies, four concertos, three string quartets, and a number of overtures, suites, cantatas and songs. Among his most famed late works are the ballets *Swan Lake*, *The Sleeping Beauty*, and *The Nutcracker*.

Tchaikovsky composed the ballet in **1891-1892**, but he was unsatisfied with it and considered it to be one of his less successful pieces. Listen to the following piece of music from Act I of *The Nutcracker*.

 *Tchaikovsky Score Audio Clip*

Have you ever heard this before? It is often played during the holiday season. Listen for it during Act I of the ballet on your field trip!

One novelty in Tchaikovsky's original score was the use of the **celesta**, a new instrument Tchaikovsky had discovered in Paris. He wanted it genuinely for the character of the Sugar-Plum Fairy to characterize her because of its "heavenly sweet sound". It appears not only in her "Dance," but also in other passages in Act II. Tchaikovsky also uses toy instruments during the Christmas party scene. Listen to the following piece of music from Act II.

 *Sugar Plum Fairy Music Audio Clip*

Have you ever heard this before? It is often played during the holiday season. Listen for it during Act II of the ballet on your field trip!

# ABOUT THE KANSAS CITY SYMPHONY —

The Kansas City Symphony (KCS) was founded by R. Crosby Kemper, Jr., in 1982, just months after the dissolution of the Kansas City Philharmonic. Under Kemper's leadership, the founding trustees of the Symphony created a sound structure for the Board and established the initial endowment. Today, the KCS is a major force in the cultural life of Kansas City and the region.

Now under the dynamic leadership of acclaimed Music Director Michael Stern, the Kansas City Symphony has experienced impressive artistic growth through its history and under the batons of Russell Patterson (1982-1986), William McGlaughlin (1986-1997), and Anne Manson (1998-2003).

The Kansas City Symphony serves a metropolitan population of 1.8 million people. The orchestra's 80 full-time musicians are area residents and vital contributors to the artistic life of Kansas City. During its 42-week season, the Symphony performs a wide variety of subscription, educational, touring and outreach concerts. In addition, the KCS performs with the Lyric Opera of Kansas City and Kansas City Ballet.



Photography: Todd Rosenburg.



# MEET KC BALLET'S MUSIC DIRECTOR



**RAMONA PANSEGRAU** has been music director for Kansas City Ballet for 17 years. She came to Kansas City via the Boston and Tulsa ballet companies, where she held the positions of principal pianist, solo pianist, music director and conductor.

She has been called one of the best ballet pianists in the world. Robert Joffrey said of her ballet class, “The perfect music for every combination.” She was principal pianist/solo pianist for 10 years at Boston Ballet and tenured keyboard for the Boston Ballet Orchestra for 15 years. Ms. Pansegrau was on the faculty at Aspen/Snowmass Dance Festival for 11 years and was music director for the ballet school at Jacob’s Pillow for 16 years. She was music director for Tulsa Ballet for nine years, and conductor of the Tulsa Symphony orchestra for ballet performances before coming to Kansas City Ballet.

As a piano soloist for ballet, she has performed the piano concertos of Tchaikovsky, Brahms, Gottschalk, Hindemith, and Chopin to name a few, performing with many symphony orchestras, including the Kennedy Center Opera Orchestra. Of her performances, the *Boston Phoenix* stated, “the music...brought to sublime heights by pianist Ramona Pansegrau, allow[ing] you to experience the music anew each time.” Her arrangements of ballets are now in the repertory of the Western Australia Ballet, Charleston Ballet Theatre, Tulsa Ballet, Louisville Ballet, Washington Ballet, Ballet West, the San Carlo Opera House in Italy, NBA Ballet in Tokyo, Japan, and the Finnish National Ballet. Her edited and compiled score of Penderecki, Gorecki, and others for the ballet *Jekyll & Hyde*, a ballet by Val Caniparoli, premiered in Finland in 2020 to great acclaim, and she will conduct the American premiere in Kansas City in October 2023. Her most recent score for the full-length ballet *Aladdin and the Magic Carpet*, with choreographer Jill Bahr premiered April 2022.

Ms. Pansegrau conducted the premiere of the Tulsa Symphony Orchestra with a full-length *Sleeping Beauty*, starring Italian ballerina Viviana Durante. Her performances were hailed as “giving life to the music and energizing the dancers.” Conducting for the Ballet Across America Festival, *The Washington Post* stated, “There is a delicious tension between the outpouring of the strings conducted by Ms. Pansegrau and the hushed anxiety of the dancing.” The Kansas City Star said Ms. Pansegrau’s *Symphony No. 5* by Gustav Mahler was conducted with “heartrending sensitivity.” *The Orlando Sentinel* commented regarding *Swan Lake*, “...Pansegrau, music director for the Kansas City Ballet, helps Tchaikovsky’s music breathe with emotion reflecting what’s onstage....That gorgeous sound is something I’ll remember.” Regarding *Don Quixote*, they said, “As conducted by Ramona Pansegrau, the Philharmonic captured each bit of Spanish flair in Ludwig Minkus’ score, as well as the longing in the characters’ hearts. The Phil’s contribution to the electricity in the air can’t be overstated.” Ms. Pansegrau’s other ongoing engagements include guest conductor for Orlando Ballet and performing with the Opus 76 string quartet.

## **Nutcracker Music Notes by Ramona Pansegrau**

*Intrigue, secrets, and drama—not words you normally associate with the Nutcracker score, however the creation of Tchaikovsky’s iconic work contained all the elements of a bestselling novel. The reason? The use of the celesta—the bell-like keyboard instrument used to present the Sugar Plum Fairy and take the listener to the Land of the Sweets. Tchaikovsky had first heard the enchanting sound of the celesta during his visit to the Paris Exposition in 1889. He was enthralled by the lovely, delicate sound and decided to compose a work using the instrument. The drama—he wanted to use it before anyone else at the Russian court. The problem—Rimsky-Korsakov had also attended the Exposition. Tchaikovsky composed in secrecy and premiered his score in 1892 in the form of a suite, after production delays for the ballet, on a program with other works. He won the “competition” and the “Dance of the Sugar Plum Fairy” has made the sound of the celesta an indispensable part of The Nutcracker.*

# MEET KC BALLET'S PRODUCTION TEAM —



**AMY TAYLOR**  
**DIRECTOR OF PRODUCTION**

Amy Taylor's design credits for Kansas City Ballet include *Giselle*, *Suite Kander*, *The Scarlatti Dances*, *Carmina Burana*, *Coppélia* and *On the Boulevard*. Locally, she has also worked with Wylliams/Henry Contemporary Dance Company and the Kansas City Symphony. Before joining Kansas City Ballet, Taylor received her M.F.A. from the University of Missouri – Kansas City.



**SCOTT PARKS**  
**TECHNICAL DIRECTOR**

A native of Northwest Arkansas, Scott Parks comes to Kansas City Ballet after many years on the road. Working with companies such as MOMIX and the Joffrey Ballet led to positions with the Broadway tours of *Miss Saigon* and the first National tour of *Oklahoma!* the musical. From there, Parks spent several years with Cirque du Soleil working on the big top tours of Dralion and Varekai as well as the resident show *Zarkana* at Radio City Music Hall. Most recently he has worked as a Carpentry Project Manager and Logistics Coordinator for A7 Productions building some of the largest music festivals in north America such as Hangout fest, Outsidelands, and Bottlerock.



**LAURA KRUS**  
**STAGE MANAGER**

Laura Krus is a graduate of Oklahoma City University's Dance Management Program. Krus worked with Adams Davy Media as a Production Intern for productions like Batman Live and Arts for Autism. She also has worked with various professional dance companies as a Production Stage Manager for the American Dance Festival. Krus began working with Kansas City Ballet in 2021. Krus wants to thank her family and friends for always believing in her and helping get her to where she is now.




**JENNIFER CARROLL**  
**COSTUME DIRECTOR**

Jennifer Carroll came to Kansas City Ballet in 2008 after touring with Broadway Shows for eight years. She toured with shows such as *Victor, Victoria*, *Jekyll & Hyde*, *Cabaret*, *Oklahoma!*, and Twyla Tharp and Billy Joel's *Movin' Out*. Her design credits for Kansas City Ballet include *Concerto Grosso*, *Mercy of the Elements*, *Energy Made Visible*, *Vesna*, and *Klein Perspectives*. Ms. Carroll received her M.F.A. in Costume Design and Technology from the University of Arkansas. She is a member of Kansas City's IATSE Theatrical Wardrobe Union, Local #810.



**BETTI JO DIEM**  
**COSTUME SHOP MANAGER**

Betti Jo Diem came to Kansas City Ballet after touring with the Radio City Christmas Spectacular Arena Tour and the First National Tour of Rock of Ages. She is a member of the IATSE Theatrical Wardrobe Union, Local #810 here in Kansas City. She began her theatrical wardrobe career in Branson, Missouri while working for Silver Dollar City's Opera House theater and the Radio City Rockettes at the Grand Palace Theater. She feels something new every day!



**MADELINE BRASGALLA**  
**ASSISTANT STAGE MANAGER**

Madeline Brasgalla was born and raised in El Paso, Texas. She has an M.F.A. in Theatre: Design and Technology from the University of Missouri-Kansas City and has a B.A. in Dance from Agnes Scott College in Atlanta, Georgia. Brasgalla has experience stage managing concert dance, ballet, opera, and theatre. She has previously worked with EPIC Arts and the Heart of America Shakespeare Festival. Brasgalla began working with the Kansas City Ballet in 2021 and is grateful to be back for her second season with the company!



# MEET THE DESIGN TEAM

---

*"In my wildest dreams I could never have imagined that I could assemble some of the greatest design talent the ballet world has to offer to create this amazing new production. Each is truly known for being one of, if not THE, best in the industry. The joy of seeing the holidays through a child's eyes will permeate throughout. I promise audiences a new and joyous holiday classic."*

—Choreographer Devon Carney



## The Set Designer, Alain Vaës

Since moving to the United States from his native France, Mr. Vaës has worked as an artist, set designer, and as an author and illustrator of children's books. He has designed sets and costumes for 25 productions including *Romeo and Juliet*, *Swan Lake*, *Cinderella*, and *The Nutcracker* mainly for New York City Ballet but also for Boston Ballet, National Ballet of Flanders, and the Royal Danish Theater, to name a few.


*"If children are pleased and they dream a little bit, then I am a winner."*



## The Costume Designer, Holly Hynes

For more than 20 years the director of costumes for New York City Ballet, Ms. Hynes has earned a reputation as one of the leading costume designers for ballet in the world. She has created designs for the likes of Paris Opera Ballet, La Scala Theatre Ballet, National Ballet of Canada and more. Ms. Hynes' work was previously seen in Kansas City with *Tom Sawyer, a Ballet in 3 Acts* which had its world premiere at the Ballet's inaugural season at the opening of the Kauffman Center for the Performing Arts.

*"I think that if you love what you do, it is not work."*



## The Lighting Designer, Trad A Burns

Mr. Burns has designed lighting for more than 400 productions in ballet companies around the world including New York City Ballet and American Ballet Theater as well as designing for dramatic theatre, musicals, and for several world renowned theme

# BALLET SYNOPSIS BY DEVON CARNEY —

## THE NUTCRACKER

Choreography by DEVON CARNEY

Music by PETER I. TCHAIKOVSKY

Scenery and Properties Design by ALAIN VAËS

Costume Design by HOLLY HYNES

Lighting Design by TRAD A BURNS

Conducted by RAMONA PANSEGRAU

Music performed by KANSAS CITY SYMPHONY

Repetiteurs KRISTI CAPPS, PARRISH MAYNARD, CHRISTOPHER RUUD

Children's Ballet Coaches KIMBERLY COWEN & LAUREN FADELEY VEYETTE

Flying Illusions provided by FLYING BY FOY

All children appearing are students of Kansas City Ballet School





## ACT I

Dr. Drosselmeier, a mysterious magician and creator of mechanical toys and clocks, puts the finishing touches on some magical dolls and a very special Nutcracker in his workshop on Christmas Eve. He has made them as gifts to entertain his relatives and friends at the Silberhaus home later that night.





In the parlor, the Silberhaus family, along with their children Clara and Fritz and their staff, is anxiously finishing preparations for their annual Christmas Eve party. Friends and relatives arrive from near and far. The tree is trimmed, the children receive special gifts from the Silberhaus family, and there is much celebratory dancing.





Suddenly, Dr. Drosselmeier appears with his arms full of gifts. He is full of surprises to entertain everyone, like his presentation of a miniature toy theatre.





He presents Clara with the special Nutcracker he has made just for her, and she immediately becomes enchanted. Then he brings out his mechanical dolls who, to the amazement of all, come to life at his command and dance.





Dinner is served and all depart except Clara. She dances a special dance with her Nutcracker, imagining someday he could be her Prince. She is rudely interrupted by her brother Fritz who, in a jealous fit, steals her Nutcracker and breaks him. The commotion draws the guests back to the parlor to see Dr. Drosselmeier repairing Clara's Nutcracker. The girls join together to soothe the Nutcracker by dancing a lullaby with their dolls. They are suddenly interrupted by the mischievous Fritz and the boys who create a cacophony with their noise makers.





Then Clara's Grandfather invites all the parents to one last dance led by him and her Grandmother before it gets late and the party guests depart. Clara and Fritz are sent to bed to dream of all their presents under the tree.





As the lights dim, Clara returns to search for her Nutcracker until she becomes tired and falls asleep on the couch. Dr. Drosselmeier appears in the parlor to cast his magical spell. Maniacal mice of various sizes begin to emerge as midnight falls and Clara is awakened.





She is terrified but then sees her Nutcracker has been transformed to human size by Dr. Drosselmeier. The mice scatter and Dr. Drosselmeier alters the room, making everything larger than life.





A battle ensues between the mice, led by the Mouse King, and the Nutcracker, accompanied by his regiments of tiny soldiers, culminating in a sword fight between the two leaders.





Just when hope seems lost, Clara throws her slipper at the Mouse King, distracting him long enough for the Nutcracker to vanquish him. Clara receives a crown for her efforts and the Nutcracker is transformed into a handsome prince. The two are magically transported to the Kingdom of the Snow where the Snow King and Queen greet them and send them on a beautiful sleigh ride.





A whirlwind of snowflakes dance at their command. At the culmination of this dreamlike scene, Clara and her Nutcracker Prince board a magical vessel to journey to the Land of the Sweets, guided by Dr. Drosselmeier.





## ACT II

As the scene opens, we find ourselves in the clouds with dancing angels who watch over the Land of the Sweets. Clara and her Nutcracker Prince arrive in the enchanted Candy Palace. They are welcomed by the Sugar Plum Fairy and her Cavalier who are preparing a spectacular confection-filled festival in their honor.





Those who have gathered begin to dance, representing various lands and treats, including chocolate (a Spanish dance)





coffee (an Arabian dance),





and tea (a Chinese dance).





A French Shepherdess and her flock,





a band of Russian dancers,





and the always gregarious, larger-than-life  
Mother Ginger also have a few surprises  
for Clara.





Following that, Clara enjoys a lush Waltz of the Flowers led by the most beautiful Rose in the entire Land of the Sweets.





Then the Sugar Plum Fairy and her Cavalier  
dance a grand pas de deux in honor of  
their guests.





A magnificent grand finale brings the festival to its thrilling conclusion as Clara and her Nutcracker Prince begin their journey home. Was it all a dream or did it really happen?



# PRE-FIELD TRIP ACTIVITY

---

## NUTCRACKER BALLET ADVENTURE WORKSHEET

On Christmas Eve, Dr. Drosselmeier, a magical toy maker, brings special gifts to the Silberhaus family, including a charming Nutcracker for Clara that she loves right away. During the party, her brother Fritz accidentally breaks the Nutcracker, but Dr. Drosselmeier magically fixes it. When Clara falls asleep, she wakes up in a fantastic battle between the Nutcracker and the Mouse King, leading to her Nutcracker becoming a prince and taking Clara on a magical journey to the Land of the Sweets.

**Fill in the Blank:** Fill in the blank with the correct words.

1. Dr. Drosselmeier is a mysterious \_\_\_\_\_ who makes magical toys.
2. Clara's brother, \_\_\_\_\_, breaks her Nutcracker.
3. Clara dreams that the Nutcracker turns into a \_\_\_\_\_.
4. The Nutcracker and his soldiers fight against the \_\_\_\_\_ King.
5. Clara and the Nutcracker Prince travel to the Land of the \_\_\_\_\_.

**Word bank:** magician, Sweets, Fritz, prince, Mouse

**Multiple Choice Questions:** Choose the correct answer from the choices for each question.

1. What does Dr. Drosselmeier give to Clara?
  - A) A teddy bear
  - B) A Nutcracker
  - C) A music box
2. Who interrupts Clara's special dance with her Nutcracker?
  - A) Her mother
  - B) Her brother Fritz
  - C) Dr. Drosselmeier
3. What happens to the Nutcracker during the battle?
  - A) He runs away
  - B) He is broken again
  - C) He defeats the Mouse King
4. Where do Clara and the Nutcracker Prince go after the battle?
  - A) The Candy Palace
  - B) The Kingdom of the Snow
  - C) A toy shop
5. Who welcomes Clara and the Nutcracker Prince to the Land of the Sweets?
  - A) The Ice Queen
  - B) The Sugar Plum Fairy
  - C) The Chocolate King



# PRE-FIELD TRIP ACTIVITY

---

**Open Ended Questions:** Answer the following questions in complete sentences:

1. Why do you think Dr. Drosselmeier gave Clara the Nutcracker?
2. How did Clara help the Nutcracker during the battle with the Mouse King?
3. Describe the Land of the Sweets and what Clara saw there.

**Answer Key:**

Fill in the Blank:

1. magician
2. Fritz
3. prince
4. Mouse
5. Sweets

Multiple Choice Questions:

1. B) A Nutcracker
2. B) Her brother Fritz
3. C) He defeats the Mouse King
4. B) The Kingdom of the Snow
5. B) The Sugar Plum Fairy

Open Ended Questions (Example responses):

1. Dr. Drosselmeier gave Clara the Nutcracker because it was a special gift made just for her, and he wanted to entertain her with his magical toys.
2. Clara helped the Nutcracker during the battle by throwing her slipper at the Mouse King, which distracted him long enough for the Nutcracker to defeat him.
3. The Land of the Sweets is a magical place filled with candy and treats. Clara saw many dancers, including chocolate, coffee, tea dancers, and even a Waltz of the Flowers. It was a beautiful and enchanting place.



# POST-FIELD TRIP STEM ACTIVITY

(IN COLLABORATION WITH OUR PARTNERS AT SCIENCE CITY)



## TINY DANCERS with the Kansas City Ballet

(<https://babbledabledo.com/steam-project-tiny-dancers-homopolar-motor/>)

### Materials


- [Copper Wire](#)
- [1/2" x 1/8" Neodymium Disc Magnets](#)
- [AA Battery](#)
- [3 in 1 Combination Tool](#) or pliers/wire cutters
- [Template](#)
- **Crepe or Tissue Paper (optional for skirt)**
- **Hot Glue (optional)**

### Instructions

- **Step One** Cut a long piece of wire off your spool, I started with about a 10" long piece. Lay it on the template of your choice and bend as shown using 3-in-1 tool or pliers. No need to be perfect HOWEVER try and keep your form as symmetrical as possible.
- **Step Two** To create the base section of wire that wraps the magnets, I recommend bending the end of the wire around the battery. Remove the battery and gently widen the circular wire form with your fingers.
- **Step Three** Place three neodymium magnets on the negative side of your battery.
- **Step Four** Place the motor on top of the battery so that it touches the positive pole.
- **The round section at the bottom of the motor must be low enough to encircle the magnets!**
- **Step Five** Let it go. If properly constructed it should start to spin. If it doesn't see our tips below.
- **Step Six** (optional) to make a skirt for your dancer cut a small circle of crepe then cut a slit in the center of the circle. Slide it up onto the dancer and secure in place with a dab of hot glue.

# POST-FIELD TRIP STEM ACTIVITY

(IN COLLABORATION WITH OUR PARTNERS AT SCIENCE CITY)



## Tips

- **MONITOR THESE FOR HEAT!** Some of the motors that got going really fast heated up quite quickly. If you notice a battery getting usually warm stop the project, let it cool down and remove the magnets. I recommend **against** reusing a battery that got overheated. Instead replace it with a fresh battery. O
- Start with your basic homopolar motor. It's easy to bend and shape and you should have success with it. The dancers require more time to fine tune.
- **Keep the forms as symmetrical as possible!** Since they spin on an axis if they are not symmetrical and/or balanced they will spin off the battery! This happened to us all.the.time. If they do spin off try and bend the form slightly to get them balanced on the battery.
- To make the head of the dancer, bend your wire around a pencil.
- Thin wire does not work! We tried this with very thin copper wire at first and it did not work. Stick to heavier gauges.
- The templates are meant as GUIDES ONLY!
- **The motors will need to be fine tuned by hand by you!**
- Remove the magnets immediately after running your motor. They will drain your motor if kept attached.
- When the electrical circuit is completed you will hear a very low buzz.

## Troubleshooting

- **If the motor does not work try turning your magnets upside down and reversing the polarity.** I found this did the trick most of the time.
- **The batteries burn out quickly!** If turning the magnets upside down doesn't work, try replacing your battery with a new one.
- Make sure that the bottom section of wire encircles the magnets. If it doesn't your motor will not work.
- Be sure your wire is free to move around the battery and magnets. If it's too close to the battery or magnet it will get stuck and be motionless.



# POST-FIELD TRIP STEM ACTIVITY

(IN COLLABORATION WITH OUR PARTNERS AT SCIENCE CITY)

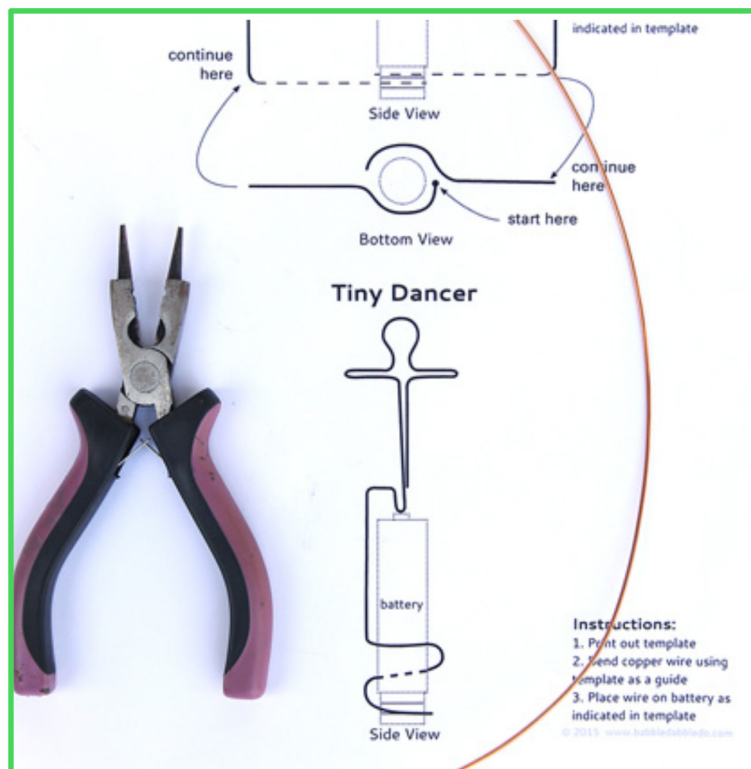
- o I read that you can use a nail to put a small indentation in the top of your battery to help keep the motor in place. *I highly recommend AGAINST doing this.* I tried it! One small and light dent worked and the next dent smashed a hole in the battery causing battery acid to spin on my counter! Eek! I decided off balance motors were better than battery acid splashes.

## What's happening?

Homopolar motors demonstrate something called a **Lorentz Force**. This is a force that is generated when electricity moves through a magnetic field. The copper wire is conducting electricity from one end of the battery to the other. As it moves through the magnets on the negative side of the battery, it creates a force which causes the wire to spin.

## Looks Like

Hendrik Lorentz was a Nobel Prize winning Dutch physicist who inspired Albert Einstein! The Lorentz Force is named after him though he was not the first to discover its existence. In his early years Lorentz was primarily interested in studying electromagnetism and light. Albert Einstein used Lorentz's paper "On the Electrodynamics of Moving Bodies" as the basis of his own work and the theory of special relativity. It's super complex stuff but suffice it to say Lorentz's studies of electromagnetism laid the groundwork for some of the most important scientific discoveries of the last century.



# POST-FIELD TRIP BONUS ACTIVITY

---

Write a letter or send a card to your favorite  
*Nutcracker* dancer!

They love to receive “fan mail”!

Mail it to:  
Kansas City Ballet  
Attention: Matinees for Schools  
500 West Pershing Road  
Kansas City, MO 64108



*Nutcracker Prince*



*Snow Queen*



*Sugar Plum Fairy*



*Clara*

Photography by Kenny Johnson.